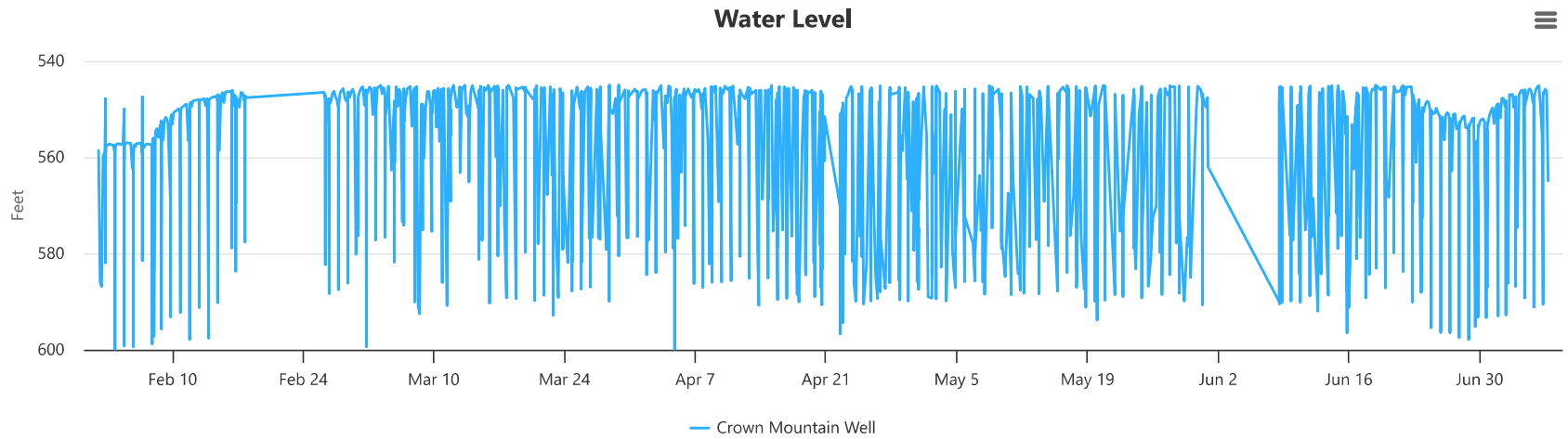




☐ Timed Readings ☒ All ☐ Daily Average ☒ Latest



Latest Static: 564.89 Ft

Latest Static At: 08:08:25 AM CDT

Today's Average Static: 552.35 Ft

30-Day Average Static: 552.13 Ft

Daily Average Pumping: None

30-Day Average Pumping: 589.41 Ft

Pump Depth: 735.00 Ft

Well Depth: 811.00 Ft





Welcome, Dr. James Lindstrom.

Google



Map data ©2025 Google Imagery ©2025 Airbus Report a map error

Area Data

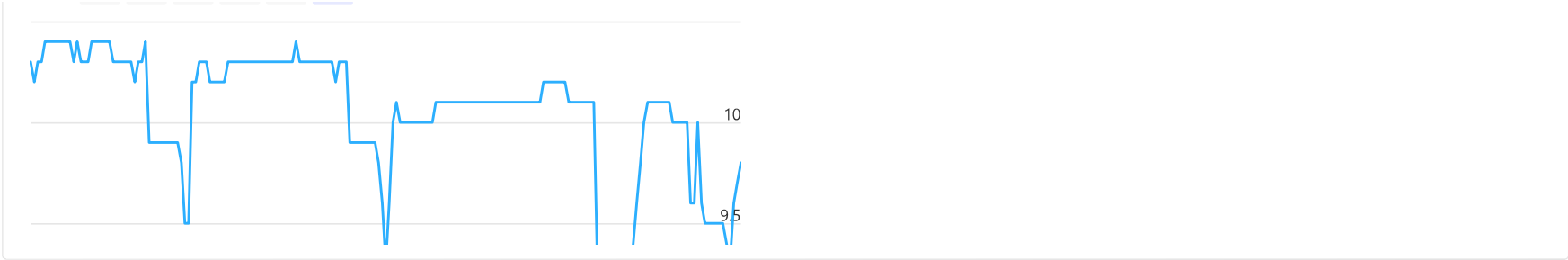
☒ Below Ground ☐ Above Sea Level

There are not currently enough wells in the area to compute an average. This service requires 3 additional operating WellIntel systems within a 5 mile radius of your location.
Recommend WellIntel to a neighbor and get free battery.

Sensor Voltage



Welcome, Dr. James Lindstrom.



Recent Telemetry

As of: 3:22:03 PM today

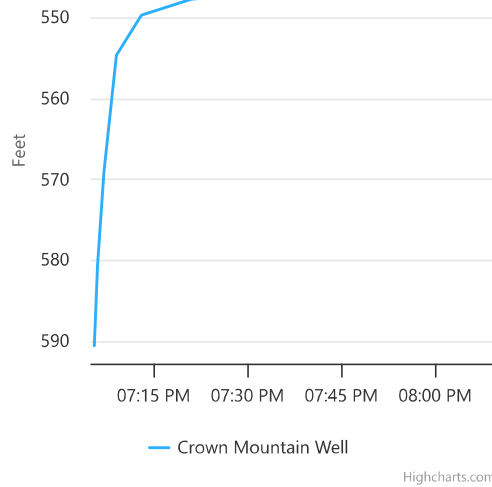
Refresh

Created	Received	Device	Duplicate	Signal Strength
7/7/25 2:55:39 PM CDT	7/7/25 2:55:39 PM CDT	Gateway		
7/7/25 1:55:35 PM CDT	7/7/25 1:55:35 PM CDT	Gateway		
7/7/25 12:55:31 PM CDT	7/7/25 12:55:32 PM CDT	Gateway		
7/7/25 11:55:28 AM CDT	7/7/25 11:55:28 AM CDT	Gateway		
7/7/25 10:55:24 AM CDT	7/7/25 10:55:24 AM CDT	Gateway		
7/7/25 9:55:20 AM CDT	7/7/25 9:55:20 AM CDT	Gateway		
7/7/25 8:55:16 AM CDT	7/7/25 8:55:17 AM CDT	Gateway		
7/7/25 8:08:25 AM CDT	7/7/25 11:42:49 AM CDT	Sensor		Strong
7/7/25 7:55:13 AM CDT	7/7/25 7:55:13 AM CDT	Gateway		
7/7/25 6:55:08 AM CDT	7/7/25 6:55:09 AM CDT	Gateway		

[Previous](#)

Recovery Time

[Next](#)

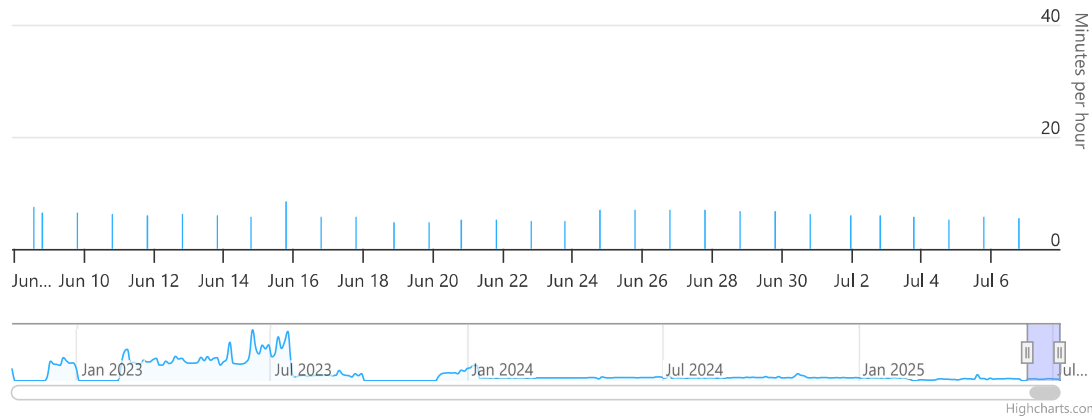


Duty Cycle Data

Duty Cycle Data



Zoom **1m** 3m 6m YTD 1y All



Resources



Welcome, Dr. James Lindstrom.

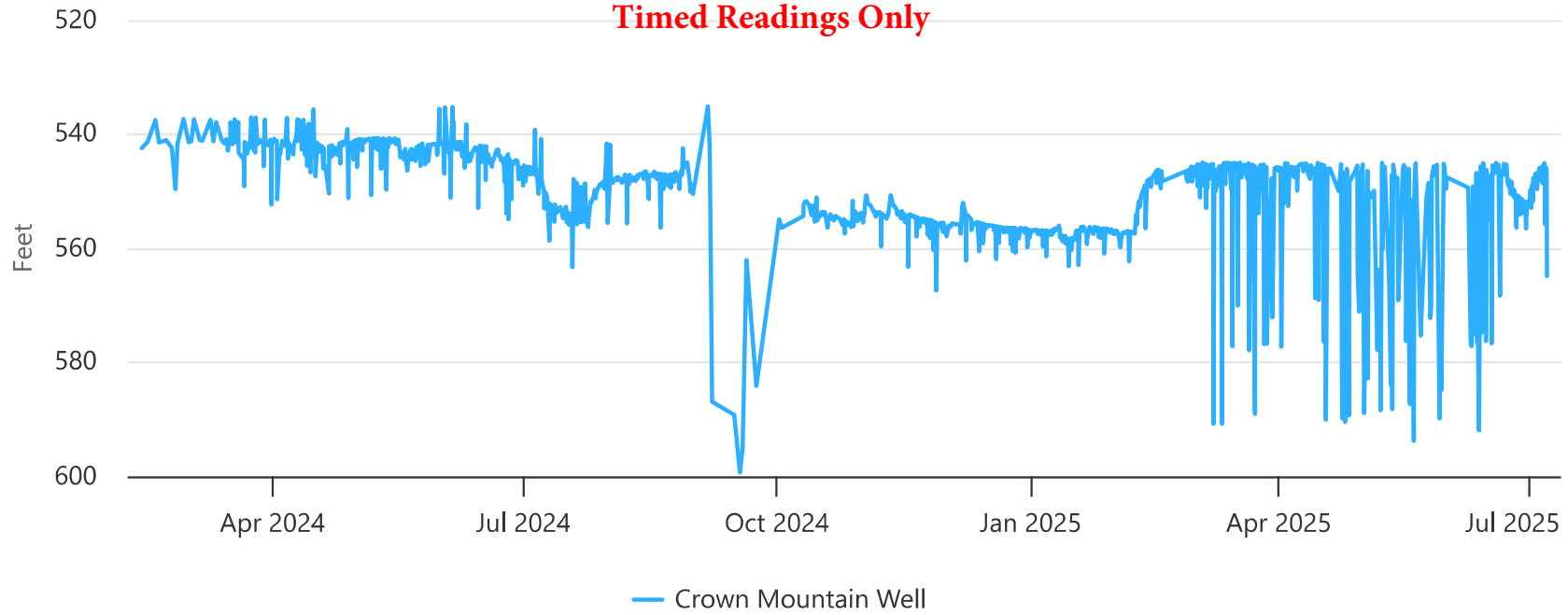
Alerts



Water Level



Timed Readings Only



Highcharts.com