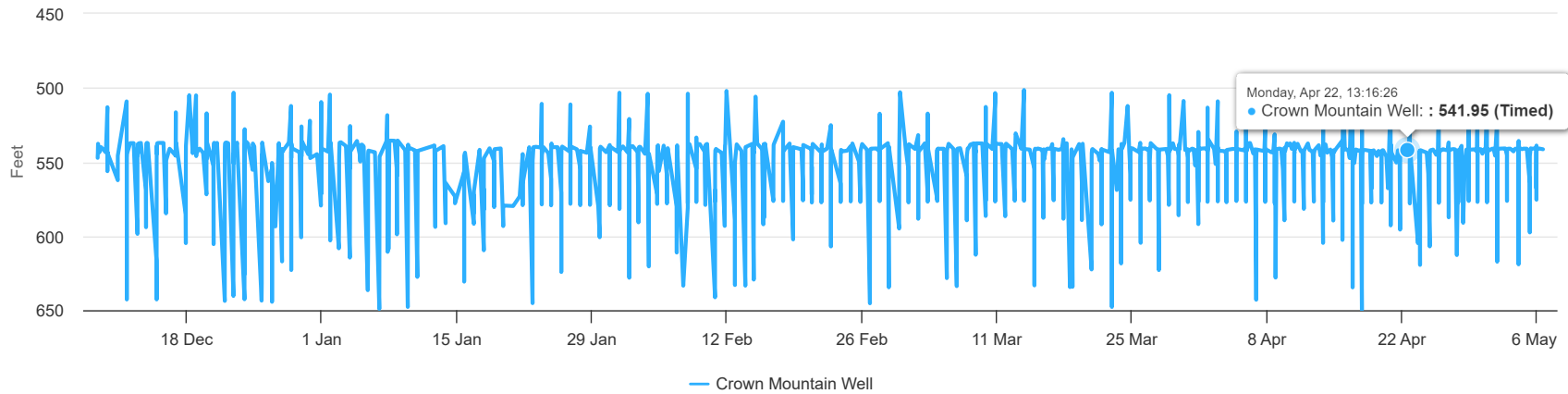




Static All Daily Average Latest

Water Level





Highcharts.com

Latest Static: 541.44 Ft
Latest Static At: 02:27 PM CDT
Today's Average Static: 541.44 Ft

30-Day Average Static: 542.07 Ft
Daily Average Pumping: None
30-Day Average Pumping: 568.17 Ft

Pump Depth: 735.00 Ft
Well Depth: 811.00 Ft





Google


Map data ©2024 Imagery ©2024 Airbus Report a map error

Area Data

Below Ground Above Sea Level

There are not currently enough wells in the area to compute an average. This service requires 3 additional operating WellIntel systems within a 5 mile radius of your location.
Recommend WellIntel to a neighbor and get free battery.

Sensor Voltage



Recent Telemetry

As of: 3:43:05 PM today

[Refresh](#)

| Created | Received | Device | Duplicate | Signal Strength |
|-----------------|-----------------|---------|-----------|-----------------|
| 5/6/24 3:13 PM | 5/6/24 3:13 PM | Gateway | | |
| 5/6/24 2:27 PM | 5/6/24 2:27 PM | Sensor | | Strong |
| 5/6/24 2:13 PM | 5/6/24 2:13 PM | Gateway | | |
| 5/6/24 1:13 PM | 5/6/24 1:13 PM | Gateway | | |
| 5/6/24 12:13 PM | 5/6/24 12:13 PM | Gateway | | |
| 5/6/24 11:13 AM | 5/6/24 11:13 AM | Gateway | | |
| 5/6/24 10:27 AM | 5/6/24 10:27 AM | Sensor | | Strong |
| 5/6/24 10:13 AM | 5/6/24 10:13 AM | Gateway | | |
| 5/6/24 9:13 AM | 5/6/24 9:13 AM | Gateway | | |
| 5/6/24 8:14 AM | 5/6/24 8:14 AM | Gateway | | |

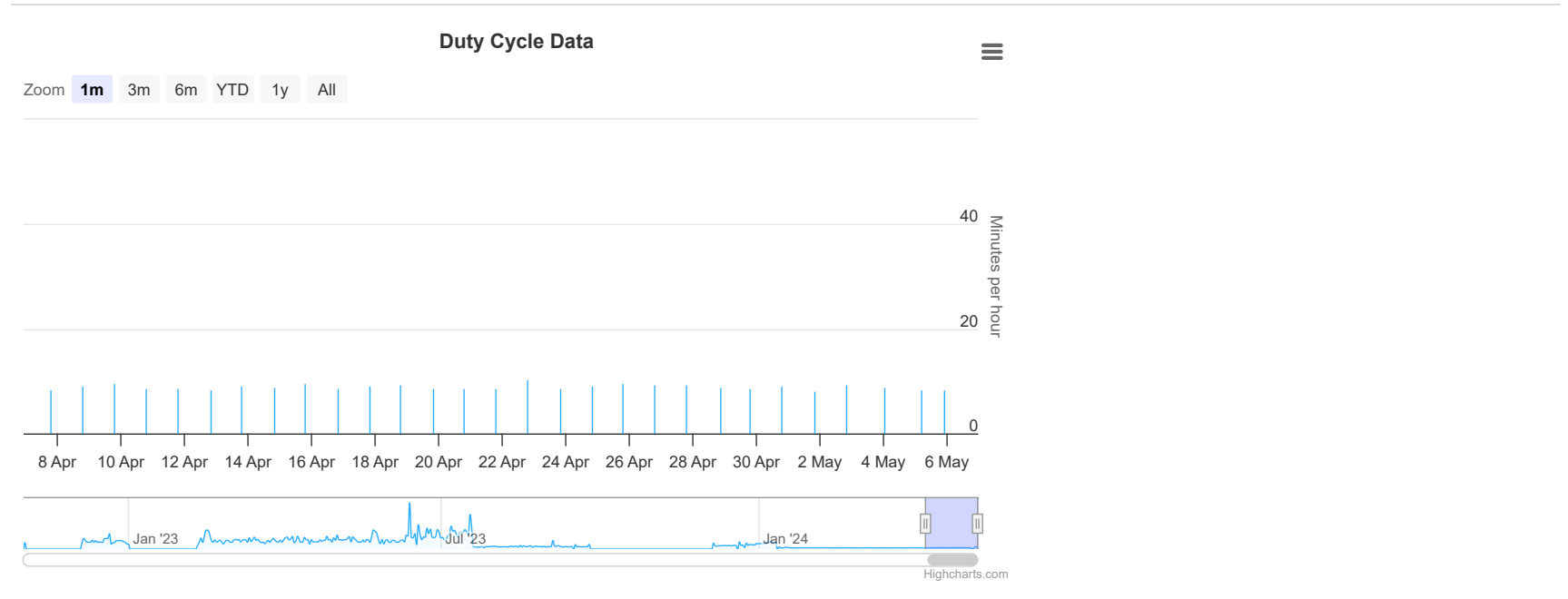
[Previous](#)

Recovery Time

[Next](#)



Duty Cycle Data



Resources



Alerts

--no alerts--

