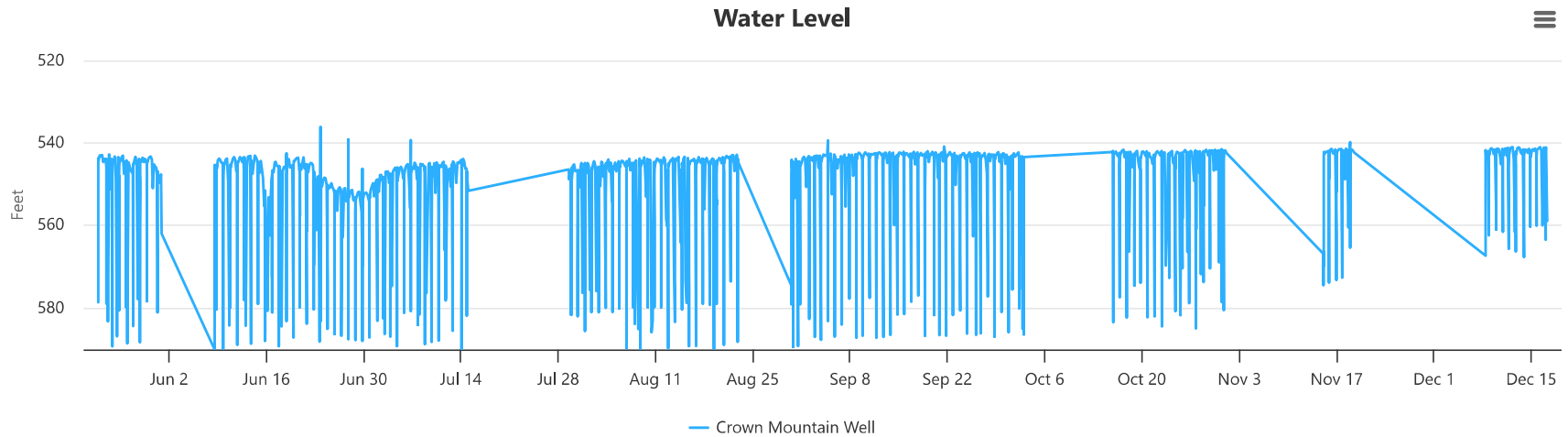




☐ Timed Readings ☒ All ☐ Daily Average ☒ Latest



Latest Static: 541.10 Ft

Latest Static At: Dec 16, 2025 10:54:54 PM CST

Today's Average Static: None

30-Day Average Static: 541.79 Ft

Daily Average Pumping: None

30-Day Average Pumping: 562.90 Ft

Pump Depth: 735.00 Ft

Well Depth: 811.00 Ft





Welcome, Dr. James Lindstrom.

Google



Map data ©2026 Google Imagery ©2026 Airbus Report a map error

Area Data

☒ Below Ground ☐ Above Sea Level

There are not currently enough wells in the area to compute an average. This service requires 3 additional operating WellIntel systems within a 5 mile radius of your location.
Recommend WellIntel to a neighbor and get free battery.

Sensor Voltage



No data to display

Recent Telemetry

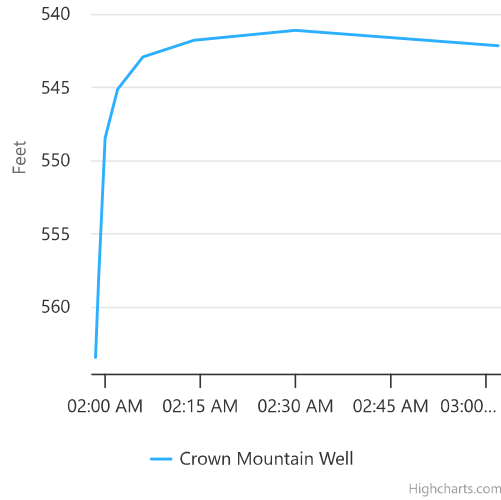
As of: 3:38:17 PM today

Refresh

Created	Received	Device	Duplicate	Signal Strength
1/8/26 3:18:14 PM CST	1/8/26 3:18:13 PM CST	Gateway		
1/8/26 2:18:09 PM CST	1/8/26 2:18:10 PM CST	Gateway		
1/8/26 1:19:27 PM CST	1/8/26 1:19:28 PM CST	Gateway		
1/8/26 12:19:24 PM CST	1/8/26 12:19:24 PM CST	Gateway		
1/8/26 11:19:20 AM CST	1/8/26 11:19:20 AM CST	Gateway		
1/8/26 10:19:17 AM CST	1/8/26 10:19:17 AM CST	Gateway		
1/8/26 9:19:13 AM CST	1/8/26 9:19:13 AM CST	Gateway		
1/8/26 8:19:10 AM CST	1/8/26 8:19:10 AM CST	Gateway		
1/8/26 7:19:05 AM CST	1/8/26 7:19:06 AM CST	Gateway		
1/8/26 6:19:03 AM CST	1/8/26 6:19:02 AM CST	Gateway		

[Previous](#)
Recovery Time

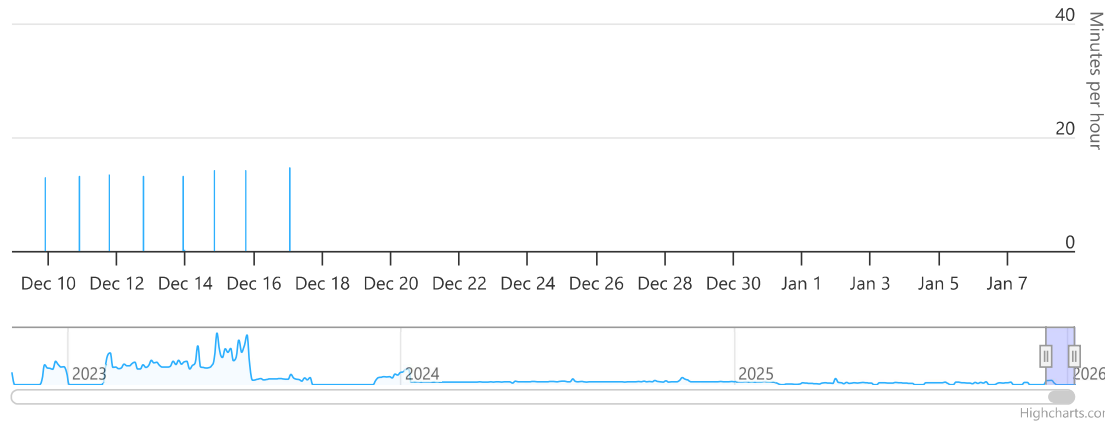
[Next](#)



Duty Cycle Data

Duty Cycle Data

Zoom **1m** 3m 6m YTD 1y All





Welcome, Dr. James Lindstrom.

Looking for support? [Visit our Knowledge Center.](#)

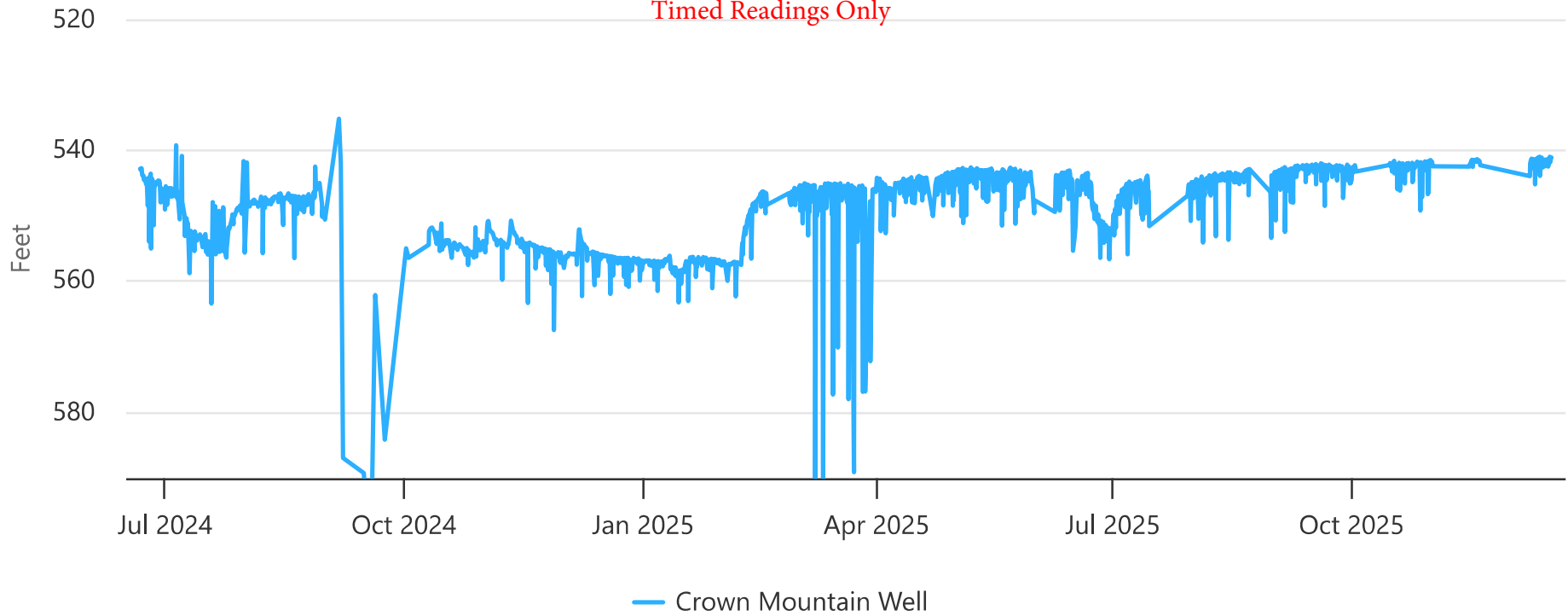
Alerts



Water Level



Timed Readings Only



Highcharts.com