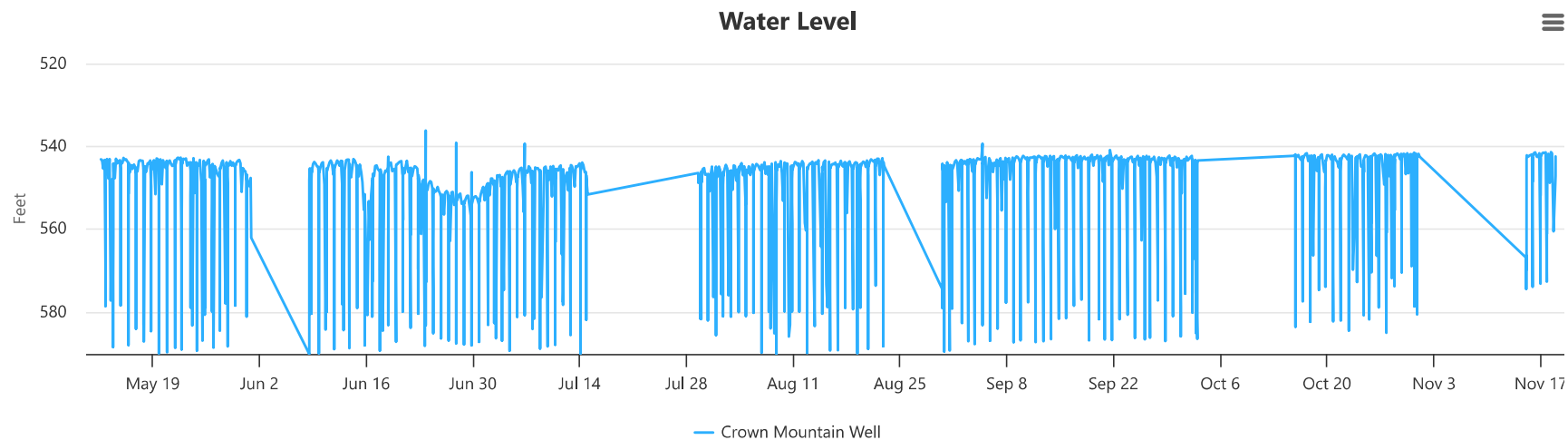





☐ Timed Readings ☒ All ☐ Daily Average ☒ Latest



Highcharts.com

Latest Static: 541.69 Ft  
Latest Static At: Nov 18, 2025 12:02:10 PM CST  
Today's Average Static: None  
  
30-Day Average Static: 541.80 Ft  
Daily Average Pumping: None  
30-Day Average Pumping: 572.73 Ft  
  
Pump Depth: 735.00 Ft  
Well Depth: 811.00 Ft





Welcome, Dr. James Lindstrom.

Google



Map data ©2025 Google Imagery ©2025 Airbus Report a map error

## Area Data

☒ Below Ground ☐ Above Sea Level

There are not currently enough wells in the area to compute an average. This service requires 3 additional operating WellIntel systems within a 5 mile radius of your location. Recommend WellIntel to a neighbor and get free battery.

## Sensor Voltage



No data to display

Recent Telemetry

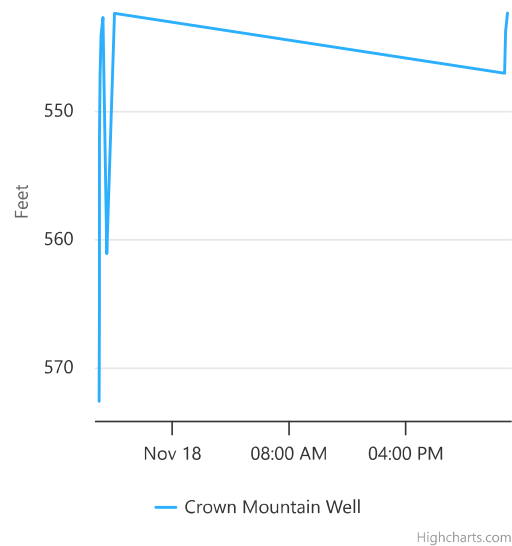
As of: 12:09:45 PM today

Refresh

Created	Received	Device	Duplicate	Signal Strength
12/4/25 11:40:57 AM CST	12/4/25 11:40:58 AM CST	Gateway		
12/4/25 10:40:54 AM CST	12/4/25 10:40:54 AM CST	Gateway		
12/4/25 9:40:50 AM CST	12/4/25 9:40:51 AM CST	Gateway		
12/4/25 8:40:47 AM CST	12/4/25 8:40:47 AM CST	Gateway		
12/4/25 7:40:43 AM CST	12/4/25 7:40:44 AM CST	Gateway		
12/4/25 6:42:01 AM CST	12/4/25 6:42:01 AM CST	Gateway		
12/4/25 5:41:58 AM CST	12/4/25 5:41:58 AM CST	Gateway		
12/4/25 4:41:54 AM CST	12/4/25 4:41:54 AM CST	Gateway		
12/4/25 3:41:50 AM CST	12/4/25 3:41:50 AM CST	Gateway		
12/4/25 2:41:47 AM CST	12/4/25 2:41:47 AM CST	Gateway		

[Previous](#)  
Recovery Time

[Next](#)

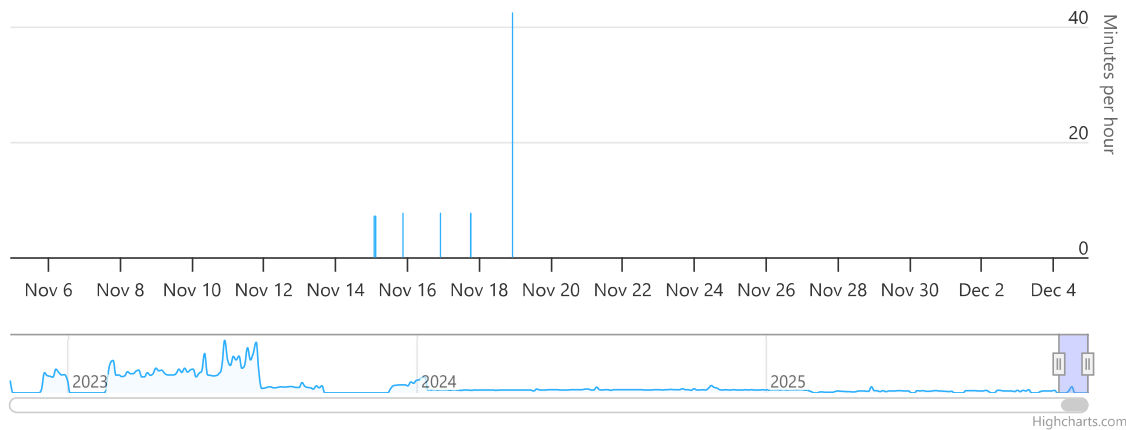


## Duty Cycle Data

### Duty Cycle Data



Zoom **1m** 3m 6m YTD 1y All





Welcome, Dr. James Lindstrom.

Looking for support? [Visit our Knowledge Center.](#)

## Alerts

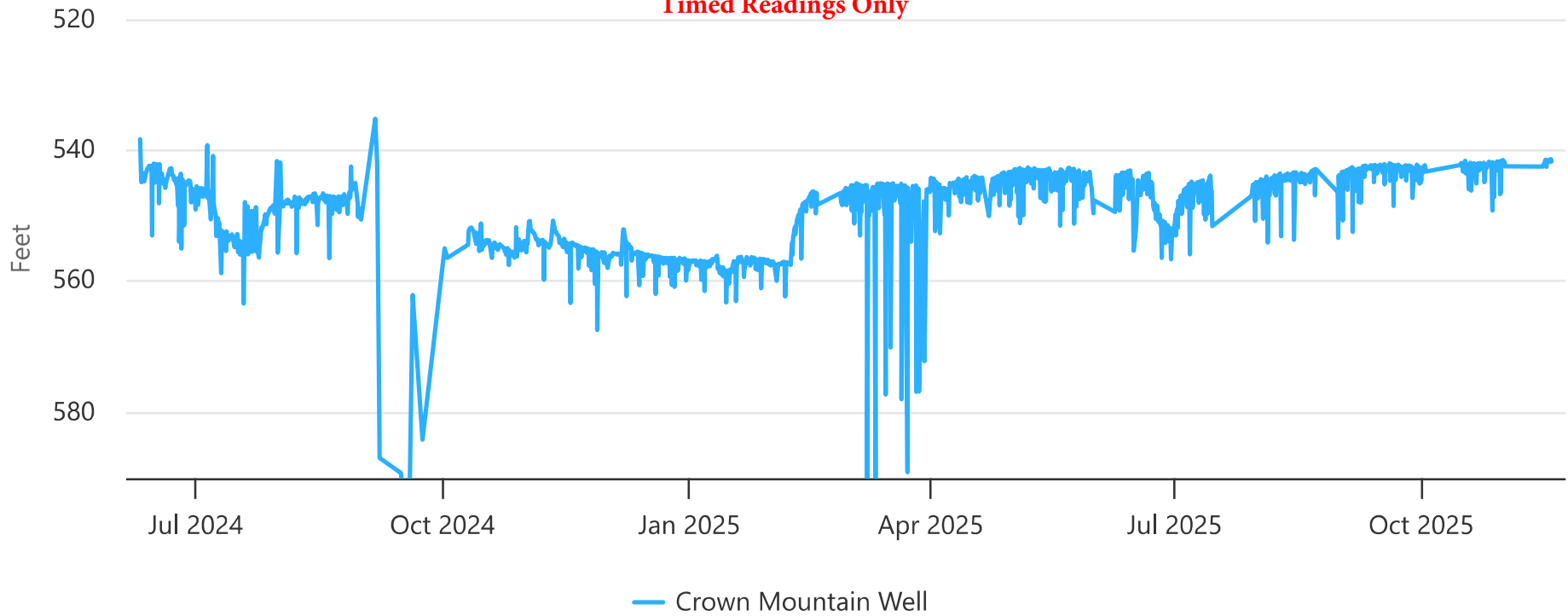


Welcome, Dr. James Lindstrom.

# Water Level



Timed Readings Only



Highcharts.com